

Applications

Lighting Pattern Control



Bit Logic Applications

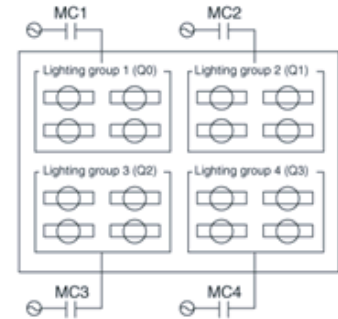
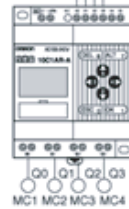


Set the required light patterns and change between patterns with the flick of a switch to save energy by improving lighting efficiency.


System Configuration

All lights ON SW1
Pattern 1 SW2
Pattern 2 SW3
All lights OFF SW4

Note:
Switches use
momentary
normally open
contacts.



Program Example



Switch 1 (I0) turned ON, all lights turn ON.
Switch 2 (I1) turned ON, light groups 1 and 3 turn ON.
Switch 3 (I2) turned ON, light groups 1 and 2 turn ON.
Switch 4 (I3) turned ON, all lights turn OFF.