

Transmit Limit Switch ON/OFF Signals without Making Contact


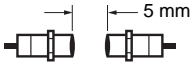
- By using the magnetic coupling between the F92A and Proximity Sensor coils, the ON/OFF signal can be transmitted without a cable. Signals can also be transmitted from rotating or moving objects that are difficult to use with conventional sensors.
- Operates without a power supply, making it easy to use, and requires no maintenance.
- Excellent environmental resistance against oil and dust.
- Magnetic coupling is able to transmit even through resin, glass, or non-metal barriers.



Be sure to read *Safety Precautions* on page 2.

Ordering Information

F92A

Appearance	 M18
Transmission distance	 5 mm
Model	F92A-C-1 2M

Accessories (Order Separately)

Mounting Brackets

Protective Covers

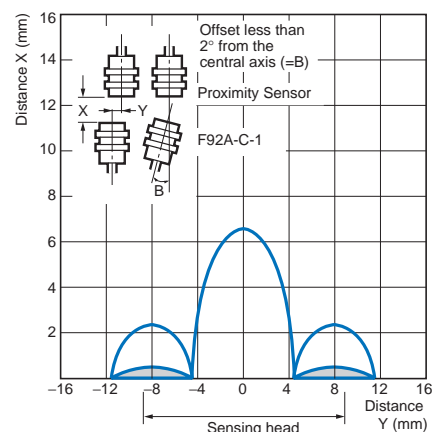
Note 1. Refer to your OMRON website for details on the Y92□.

Ratings and Specifications

Item	Model	F92A-C-1
Transmission distance		5 mm (Refer to <i>Safety Precautions</i> on page 2.)
Set transmission distance		0 to 4.5 mm
Response time		1 ms max.
Ambient temperature		Operating/Storage: -25 to 70°C (with no icing and condensation)
Ambient humidity		Operating/Storage: 35% to 95% (with no condensation)
Insulation resistance		50 MΩ min. (at 500 VDC) between lead wires and case
Dielectric strength		1,000 VAC, 50/60 Hz for 1 minute between lead wires and case
Vibration resistance (destruction)		10 to 55 Hz, 1.5-mm double amplitude for 2 hours each in X, Y, and Z directions
Shock resistance (destruction)		1,000 m/s ² 10 times each in X, Y, and Z directions
Degree of protection		IEC IP67, in-house standard for oil resistance
Connection method		Pre-wired Models (Standard cable length: 2 m)
Transmittable Proximity Sensors		E2E-X5C□18, -X5B□18 (E2E NEXT Series) E2E-X5Y1, -X5Y2 E2E2-X5Y1, -X5Y2 E2F-X5E1, -X5E2, -X5F1, -X5F2, -X5Y1, -X5Y2
Weight (packed state)		Approx. 160 g
Materials	Case	Brass
	Sensing surface	ABS

Engineering Data (Reference Value)

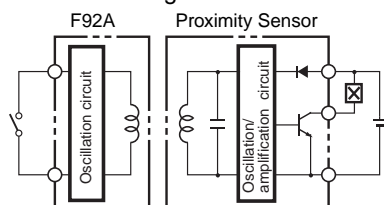
Transmission Area Diagram



Note: Shading indicates the range in which base bracket will be detected even if switch is open.

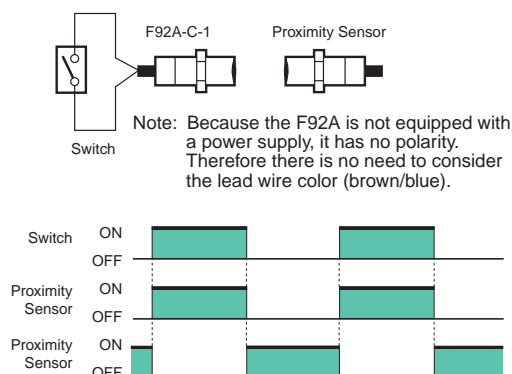
Operating Principle

The Coupler transmits ON/OFF signals by using magnetic coupling between coils. The F92A coil and proximity sensor coil are electromagnetically coupled. When the F92A coil forms a closed loop (when the detecting side limit switch is in the ON state), the effect of the magnetic field created on the proximity sensor coil causes a current to be induced in the F92A closed loop. This induced current causes the proximity sensors power loss to increase, and causes the sensor to enter detecting state.



Connection/Timing Charts

The following diagram is a representative example of an Proximity Sensor. Refer to the information on transmittable proximity sensors in the *Ratings and Specifications* table.



Safety Precautions

WARNING

This product is not designed or rated for ensuring safety of persons. Do not use it for such purpose.



Precautions for Correct Use

Do not use the product in atmospheres or environments that exceed product ratings.

● Designing

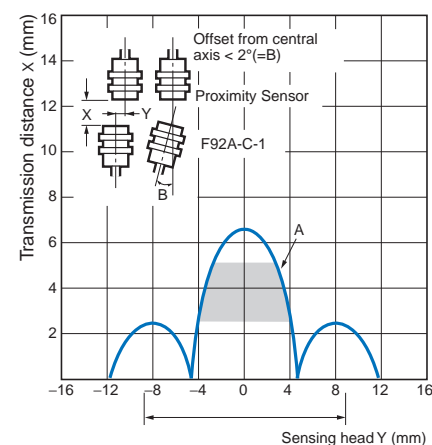
- Make sure to use a connecting switch suitable for microloads.
- Use a connecting switch that meets the following requirements.
Contact resistance: $1\ \Omega$ max.
Release resistance: $10\ M\Omega$ min.
Note: Must be capable of switching at $1\ mA$, $500\ mV$.

● Mounting

By sufficiently reducing the set distance, the Coupler can maintain a high contact reliability for an extended period of time.

● Others

When installing on a rotating object, be sure to set within the A range according to the operating range diagram.

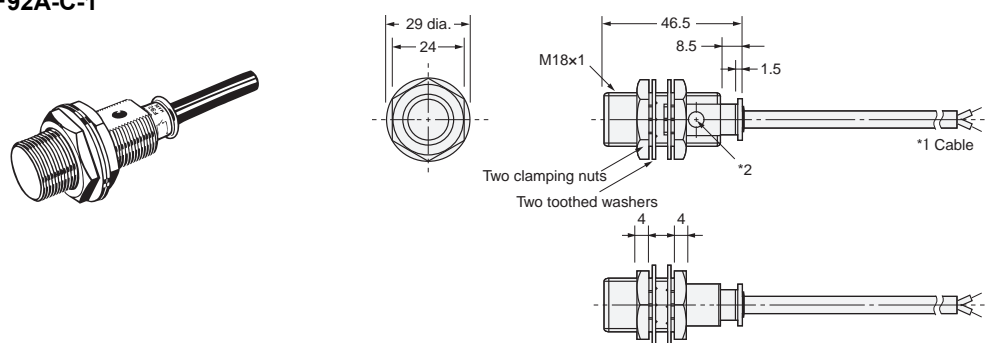


(Unit: mm)

Dimensions

Unless otherwise specified, the tolerance class IT16 is used for dimensions in this data sheet.

F92A-C-1



*1 6-dia. vinyl-insulated round cable with 2 conductors
(Conductor cross section: 0.5 mm², Insulator diameter: 1.9 mm),
Standard length: 2 m.

The cable can be extended up to 5 m
(using the same type of cable as the cable provided)

*2 No indicator is provided.

In the interest of product improvement, specifications are subject to change without notice.

Terms and Conditions Agreement

Read and understand this catalog.

Please read and understand this catalog before purchasing the products. Please consult your OMRON representative if you have any questions or comments.

Warranties.

(a) Exclusive Warranty. Omron's exclusive warranty is that the Products will be free from defects in materials and workmanship for a period of twelve months from the date of sale by Omron (or such other period expressed in writing by Omron). Omron disclaims all other warranties, express or implied.

(b) Limitations. OMRON MAKES NO WARRANTY OR REPRESENTATION, EXPRESS OR IMPLIED, ABOUT NON-INFRINGEMENT, MERCHANTABILITY OR FITNESS FOR A PARTICULAR PURPOSE OF THE PRODUCTS. BUYER ACKNOWLEDGES THAT IT ALONE HAS DETERMINED THAT THE PRODUCTS WILL SUITABLY MEET THE REQUIREMENTS OF THEIR INTENDED USE.

Omron further disclaims all warranties and responsibility of any type for claims or expenses based on infringement by the Products or otherwise of any intellectual property right. (c) Buyer Remedy. Omron's sole obligation hereunder shall be, at Omron's election, to (i) replace (in the form originally shipped with Buyer responsible for labor charges for removal or replacement thereof) the non-complying Product, (ii) repair the non-complying Product, or (iii) repay or credit Buyer an amount equal to the purchase price of the non-complying Product; provided that in no event shall Omron be responsible for warranty, repair, indemnity or any other claims or expenses regarding the Products unless Omron's analysis confirms that the Products were properly handled, stored, installed and maintained and not subject to contamination, abuse, misuse or inappropriate modification. Return of any Products by Buyer must be approved in writing by Omron before shipment. Omron Companies shall not be liable for the suitability or unsuitability or the results from the use of Products in combination with any electrical or electronic components, circuits, system assemblies or any other materials or substances or environments. Any advice, recommendations or information given orally or in writing, are not to be construed as an amendment or addition to the above warranty.

See <http://www.omron.com/global/> or contact your Omron representative for published information.

Limitation on Liability: Etc.

OMRON COMPANIES SHALL NOT BE LIABLE FOR SPECIAL, INDIRECT, INCIDENTAL, OR CONSEQUENTIAL DAMAGES, LOSS OF PROFITS OR PRODUCTION OR COMMERCIAL LOSS IN ANY WAY CONNECTED WITH THE PRODUCTS, WHETHER SUCH CLAIM IS BASED IN CONTRACT, WARRANTY, NEGLIGENCE OR STRICT LIABILITY.

Further, in no event shall liability of Omron Companies exceed the individual price of the Product on which liability is asserted.

Suitability of Use.

Omron Companies shall not be responsible for conformity with any standards, codes or regulations which apply to the combination of the Product in the Buyer's application or use of the Product. At Buyer's request, Omron will provide applicable third party certification documents identifying ratings and limitations of use which apply to the Product. This information by itself is not sufficient for a complete determination of the suitability of the Product in combination with the end product, machine, system, or other application or use. Buyer shall be solely responsible for determining appropriateness of the particular Product with respect to Buyer's application, product or system. Buyer shall take application responsibility in all cases.

NEVER USE THE PRODUCT FOR AN APPLICATION INVOLVING SERIOUS RISK TO LIFE OR PROPERTY OR IN LARGE QUANTITIES WITHOUT ENSURING THAT THE SYSTEM AS A WHOLE HAS BEEN DESIGNED TO ADDRESS THE RISKS, AND THAT THE OMRON PRODUCT(S) IS PROPERLY RATED AND INSTALLED FOR THE INTENDED USE WITHIN THE OVERALL EQUIPMENT OR SYSTEM.

Programmable Products.

Omron Companies shall not be responsible for the user's programming of a programmable Product, or any consequence thereof.

Performance Data.

Data presented in Omron Company websites, catalogs and other materials is provided as a guide for the user in determining suitability and does not constitute a warranty. It may represent the result of Omron's test conditions, and the user must correlate it to actual application requirements. Actual performance is subject to the Omron's Warranty and Limitations of Liability.

Change in Specifications.

Product specifications and accessories may be changed at any time based on improvements and other reasons. It is our practice to change part numbers when published ratings or features are changed, or when significant construction changes are made. However, some specifications of the Product may be changed without any notice. When in doubt, special part numbers may be assigned to fix or establish key specifications for your application. Please consult with your Omron's representative at any time to confirm actual specifications of purchased Product.

Errors and Omissions.

Information presented by Omron Companies has been checked and is believed to be accurate; however, no responsibility is assumed for clerical, typographical or proofreading errors or omissions.